

Technical Data BA30I

Performances**

		A10W35	A7W35*	A2W35*	A-7W35*	A-7W50
Heating Capacity	kW	9.46	8.65	6.25	4.74	4.51
Cooling Capacity	kW	7.90	7.08	4.69	3.25	2.71
Power In	kW	1.66	1.67	1.65	1.58	1.89
COP	-	5.69	5.18	3.78	3.00	2.39
Operating Current	A	8.1	8.1	8.1	7.7	9.1

Compressor

Type	BLDC Inverter	
Speed	30-90	1/s
Charge POE oil	0.75	l
LRC	-	A
Max. Op. Current	12	A

Evaporator

Type	Coil	
Material	Al/Cu	
Heat Transfer Area	42	m ²
Fin Spacing	2	mm
Max Overpressure	4.2	Mpa
Air Flow	max.6000	m ³ /h
Fan Motor	max. 0,2	kW
Fan Diameter	450	mm
Speed	max.900	1/min
Sound Power Level	65	dB"A"
Defrost	reversal	
Sound pressure level - 1/5/10 m	56/44/38	dB"A"****

Condenser

Type	PHE	
Material	AISI316	
Water Flow	0.45	kg/s
Minimum flow	0.24	kg/s
Temp. Difference	5	K
Water volume	10.9	l
Max. Water Overp.	250	kPa
Max. Ref. Overp.	4.2	MPa
Pump Ext. Head	3.5	m
Pump Motor	max.100	W

Refrigerant Circuit

Refrigerant	R410a	
Charge	2.9	kg

Aux. Heater

Heating Capacity	6(+6)	kW
------------------	-------	----

Controls

Controller	pCO5	
EEV	Yes	
Water Probe	Yes	
SHW Probe	Yes	
Outdoor Probe	Yes	
Dynamic Set Point	Yes	
Refrigerant Probe	2xPT	

Power Supply

Voltage	1x230 or 3x400 V	
Frequency	50	Hz
Max. Current C (H)	25/(20)/(20) A	

Connections and Dimensions

Hot Water	1	"OD
He x Wi x De	165x130x53 cm	
Weight	155	kg

Limits

Water Overpressure	0.25	MPa
Ref. Overpressure	4.2	MPa
Air Min/Max	-15/+30	°C
Water Min/Max	20/60	°C

*A2W35, acc. to EN14511, condenser dT=5K

"A2" Air Inlet +2°C

"W35" Water Outlet 35°C

Defrost energy considered.

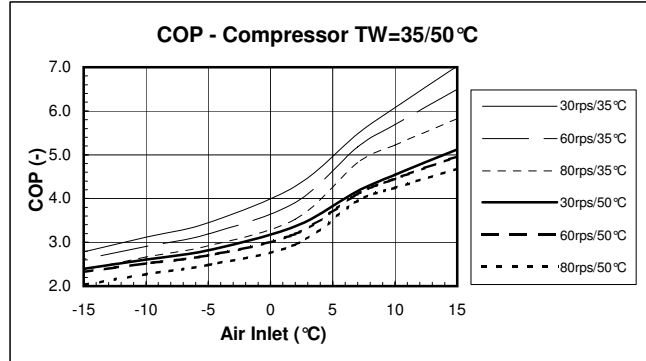
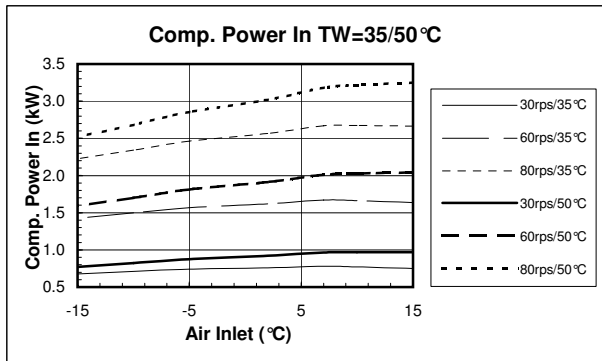
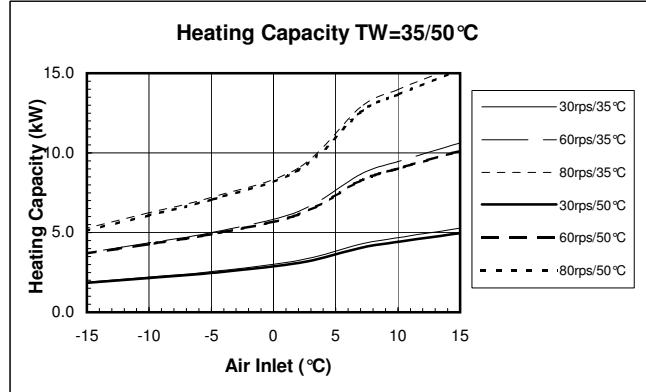
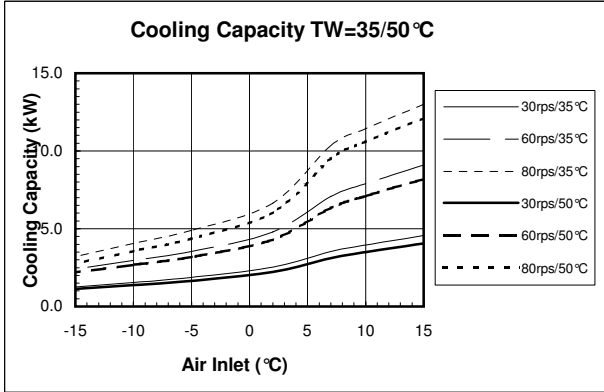
Performance Tolerance EN14511

* at 60Hz

**** Noise in the open air 1 m above the ground

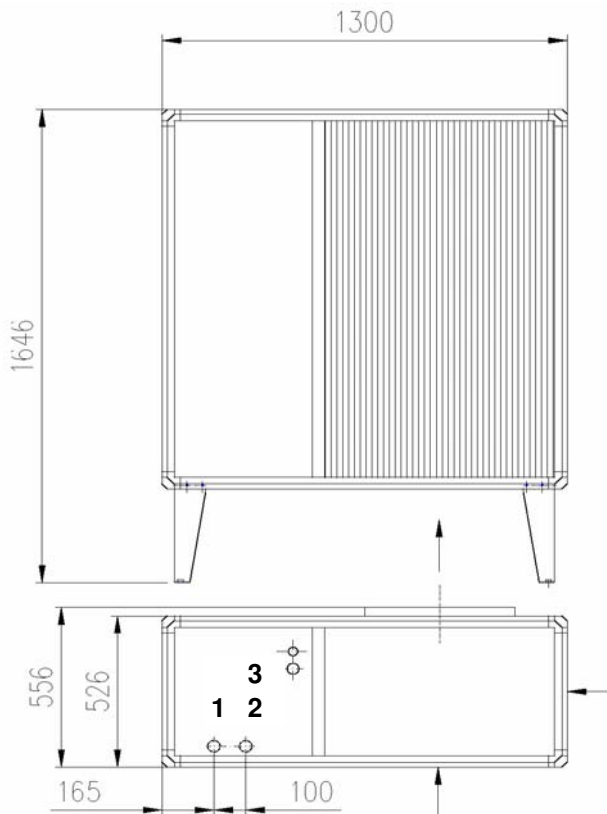
Technical Data BA30I

Performance *



* Performance Tolerance $\pm 15\%$, defrost energy not included

Dimensions, Connections



1. Water Outlet 1" OD
2. Water Inlet 1" OD
3. Electrical Bushings
1xPG21
1xPG29

