

## Technical Data BA45IS

### Performances

		A10W35*	A7W35*	A2W35*	A-7W35**	A-15W35***
Heating Capacity	kW	16.3	15.3	10.6	11.1	9.8
Cooling Capacity	kW	13.4	12.4	7.8	7.3	5.5
Power In	kW	3.2	3.2	3.0	4.0	4.5
COP	-	5.03	4.73	3.49	2.75	2.16
Operating Current	A	8.1	8.1	7.8	9.4	10.2

### Compressor

Type	BLDC Inverter	
Speed	30-90	rps
Charge POE oil	1.3	l
LRC***	-	A
Max. Op. Current	22	A

### Evaporator

Type	Coil	
Material	Al/Cu	
Heat Transfer Area	42	m <sup>2</sup>
Fin Spacing	2	mm
Max Overpressure	4.2	Mpa
Air Flow	max.7000	m <sup>3</sup> /h
Fan Motor	max.0,25	kW
Fan Diameter	2x450	mm
Speed	max.690	1/min
Sound Power Level	67	dB"A"
Defrost	reversal	

### Condenser

Type	PHE	
Material	AISI316	
Water Flow	0.78	kg/s
Minimum flow	0.24	kg/s
Temp. Difference	5	K
Water volume	10.9	l
Max. Water Overp.	250	kPa
Max. Ref. Overp.	4.2	MPa
Pump Ext. Head	4.0	m
Pump Motor	130	W

### Refrigerant Circuit

Refrigerant	R410a	
Charge	4.7	kg

EN14825	55°C	Pd[kW]	SCOP
Average		13	3.30
Warmer		13	4.29
Colder		18	2.78

### Aux. Heater

Heating Capacity	7.5(+7.5)	kW
------------------	-----------	----

### Controls

Controller	pCO5	
EEV	Yes	
Water Probe	Yes	
SHW Probe	Yes	
Outdoor Probe	Yes	
Dynamic Set Point	Yes	
Refrigerant Probe	2xPT	

### Power Supply

Voltage	3x400	V
Frequency	50	Hz
Max. Current C (H)	20(32)	A

### Connections and Dimensions

Heating	1	"OD
Liquid/Vapour Line	12/22	mm
He x Wi x De Ind.	120x53x72	cm
He x Wi x De Out.	165x82x53	cm
Weight Ind./Out.	165/70	kg

### Limits

Water Overpressure	0.25	MPa
Ref. Overpressure	4.2	MPa
Air Min/Max	-20/+40	°C
Water Min/Max	20/60	°C

\*A2W35, acc. to EN14511, condenser dT=5K

"A2" Air Inlet +2°C

"W35" Water Outlet 35°C

Defrost energy considered.

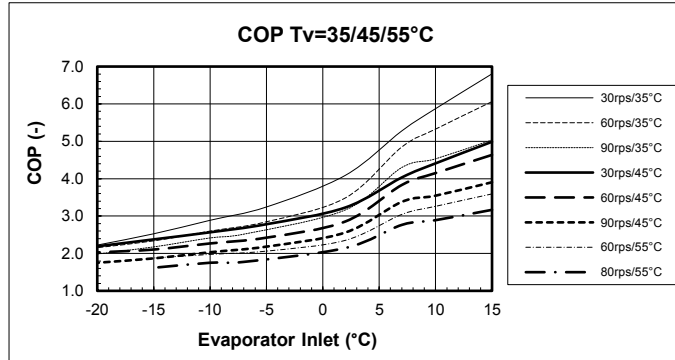
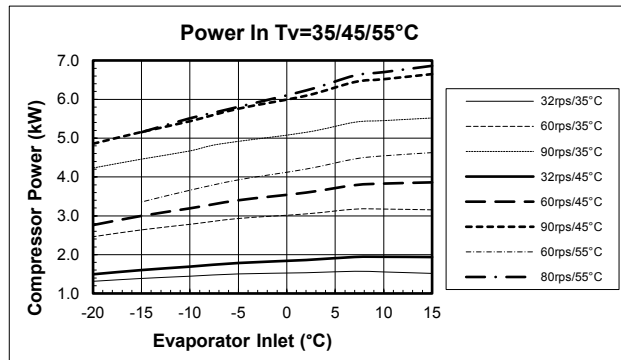
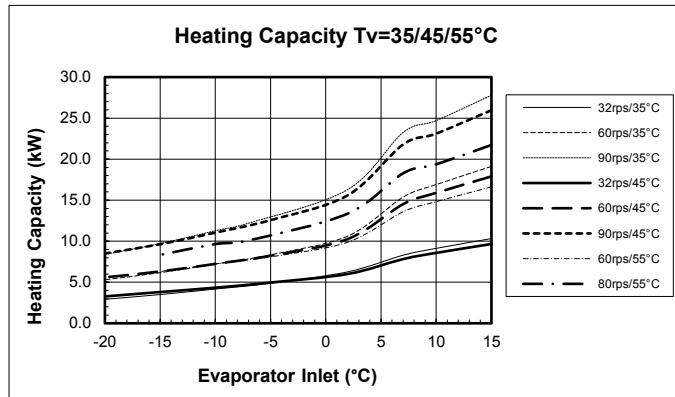
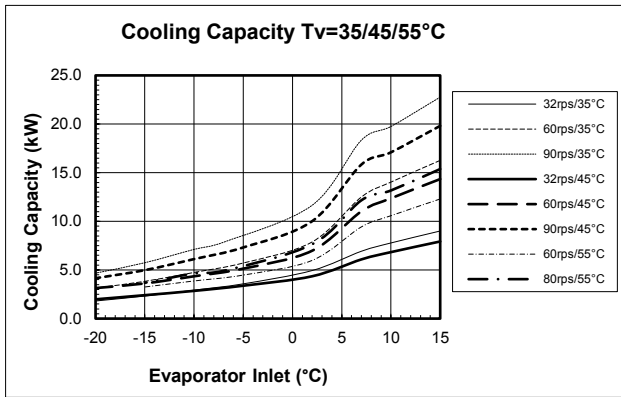
Performance Tolerance ±5%

\* at 60rps \*\* at 80rps \*\*\* at 90rps

EN14825	35°C	Pd[kW]	SCOP
Average		14	4.27
Warmer		15	6.16
Colder		18	3.37

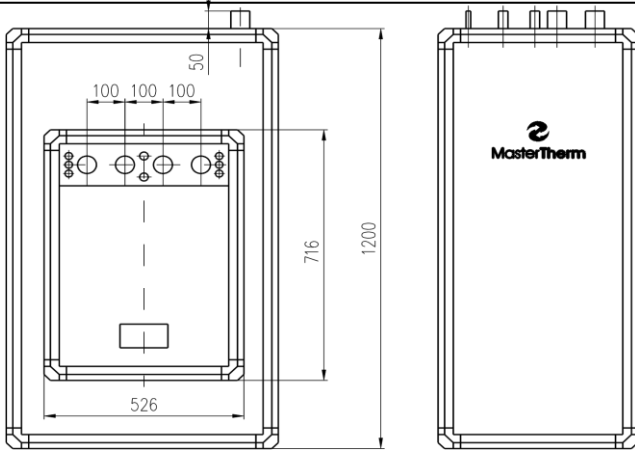
## Technical Data BA45IS

### Performance \*



\* Performance Tolerance  $\pm 10\%$ , defrost energy included

### Dimensions, Connections 5 1 2 3 4 5



- |                          |       |
|--------------------------|-------|
| 1. liquid line           | 12mm  |
| 2. vapour line           | 22mm  |
| 3. heating out           | 1" OD |
| 4. heating in            | 1" OD |
| 5. electrical connection |       |

