

Technical Data BA22ISC

Performances

		A7W35*	A2W35*	A-7W35**	A-15W35***	A7W35 ^{1]}
Heating Capacity	kW	4.91	3.61	3.85	3.10	7.59
Cooling Capacity	kW	3.97	2.69	2.59	1.98	6.03
Power In	kW	1.04	1.02	1.36	1.22	1.65
COP	-	4.72	3.53	2.84	2.54	4.59
Operating Current	A	5.4	5.3	6.8	6.2	8.1

Compressor

Type	BLDC Inverter	
Speed	30-90	1/s
Charge oil FVC68D	0.57	l
LRC	-	A
Max. Op. Current	12	A

Evaporator

Type	Coil	
Material	Al/Cu	
Heat Transfer Area	21	m ²
Fin Spacing	2.0	mm
Max Overpressure	4.2	Mpa
Air Flow	max. 3000	m ³ /h
Fan Motor	max. 0,13	kW
Fan Diameter	450	mm
Speed	max.900	1/min
Sound Power Level	62	dB"A"
Defrost	reverse cycle	

Condenser

Type	PHE	
Material	AISI316	
Water Flow	0.23	kg/s
Minimum flow	0.23	kg/s
Temp. Difference	5	K
Water volume	7.0	l
Max. Water Overp.	250	kPa
Max. Ref. Overp.	4.2	MPa
Pump Ext. Head	3.5	m
Pump Motor	4-70	W

Refrigerant Circuit

Refrigerant	R410a	
Charge	2.3	kg

Aux. Heater

Heating Capacity	4.5	kW
------------------	-----	----

Hot Water

Tank Volume	170	l
Max. Op. Pressure	0.7	MPa

Controls

Controller	pCO5
EEV	Yes
Water Probe	Yes
Mixing Probe	Yes, 2x
HW Probe	Yes
Outdoor Probe	Yes
Weather Comp.	Yes
Refrigerant	2xPT

Power Supply

Voltage	1x230 or 3x400 V	
Frekvence	50	Hz
Max. Current C (H)	16/(10)/(10) A	

Dimensions and Connections

Heating, HW	1, 1/2	"OD
Vapour/Liquid	15/8	mm
He x Wi x De	185x69x65 cm	
Weight	265	kg

Operating Limits

Water Overpressure	0.25	MPa
Ref. Overpressure	4.2	MPa
Air Min/Max	-15/+40	°C
Water Min/Max	20/60	°C

A2W35, acc. to EN14511, condenser dT=5K

"A2" Air Inlet +2°C

"W35" Water Outlet 35°C

Defrost energy considered.

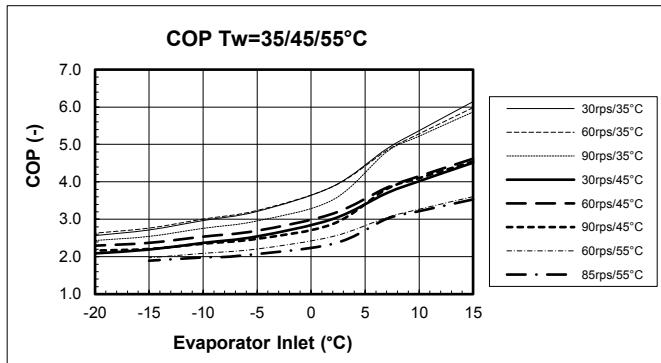
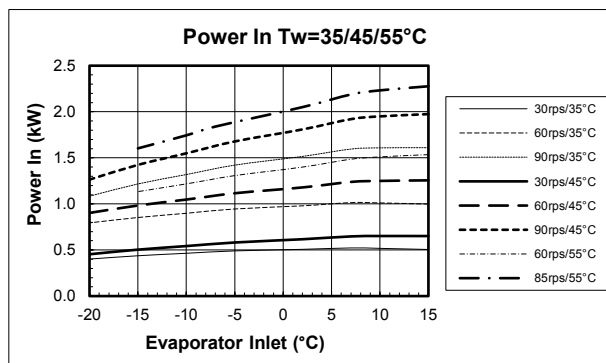
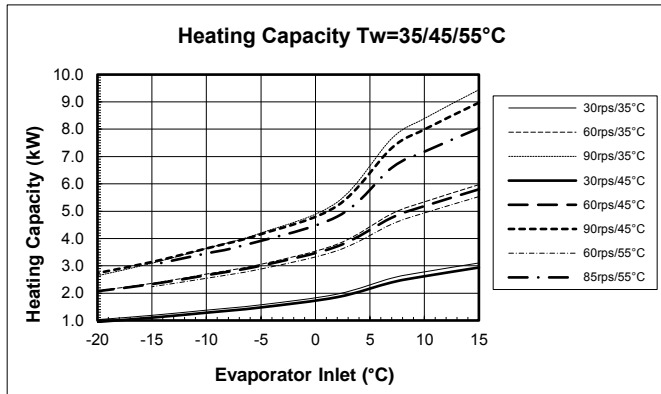
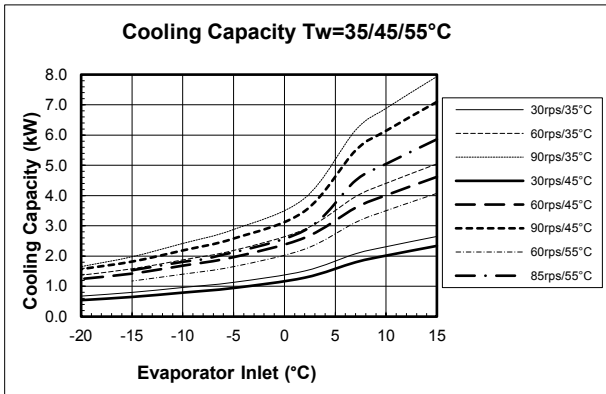
* at 60rps, ** at 80rps, *** at 90rps

1] maximum performance at 90rps

Technical Data

BA22ISC

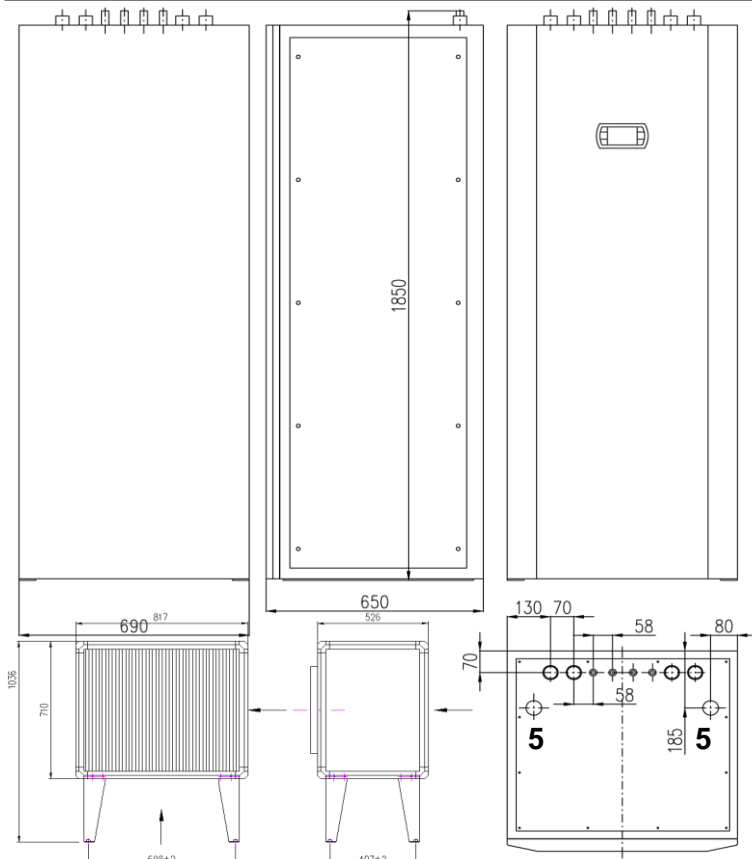
Performance *



* Performance Tolerance $\pm 10\%$, defrost energy included

Dimensions, Connections

1 2 8 7 6 9 3 4



- | | |
|------------------------|--------|
| 1. Liquid Line | 8mm |
| 2. Vapour Line | 15mm |
| 3. Heating Outlet | 1" OD |
| 4. Heating Inlet | 1" OD |
| 5. Electrical Bushings | 2xPG29 |
| 6. HW Inlet | 1/2"OD |
| 7. HW Outlet | 1/2"OD |
| 8. Solar Inlet | 1/2"OD |
| 9. Solar Outlet | 1/2"OD |

